



District Report Card: 2017


State: Jharkhand	District: Simdega
Class: 8	Subject: Language
Schools: 49	Students: 1064


Participation/Coverage


Students

<div>GENDER</div> <div></div>	Boys				Girls			
	Number		%		Number		%	
	449		42.20		615		57.80	

<div>AREA</div> <div></div>	Rural				Urban			
	Number		%		Number		%	
	922		86.65		142		13.35	

<div>CATEGORY</div> <div></div>	SC		ST		OBC		GEN	
	Number	%	Number	%	Number	%	Number	%
	134	12.59	710	66.73	210	19.74	10	0.94

<div>CWSN</div> <div></div>	LD	VI	HI	S&LD	ID	Oth
	2	1	1	2	0	0

<div>Management</div> <div></div>	Government			Government-aided		
	Number		%	Number		%
	679		63.82	385		36.18

Average Performance of Students in Language (%)

Overall	Gender		Area		Management		Social Group			
	Male	Female	Rural	Urban	Govt.	Aided	SC	ST	OBC	GEN
54.69	52.16	56.54	54.18	58.03	50.29	62.46	53.68	53.48	59.59	51.33

Performance on Learning Outcomes (LOs)

Learning Outcomes	Description	Average Performance(%)
L813	Read textual/non-textual materials with comprehension and identifies the details, characters, main idea and sequence of ideas and events while reading	54.69

Range of Performance of Students who Answered Correctly							
Below 30%		30% - 50%		50% - 75%		Above 75%	
Number	%	Number	%	Number	%	Number	%
170	15.98	284	26.69	405	38.06	205	19.27

Lowest Performing Learning Outcomes (LOs)

1 - Read textual/non-textual materials with comprehension and identifies the details, characters, main idea and sequence of ideas and events while reading (54.69)